
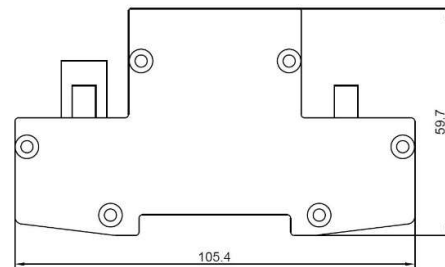
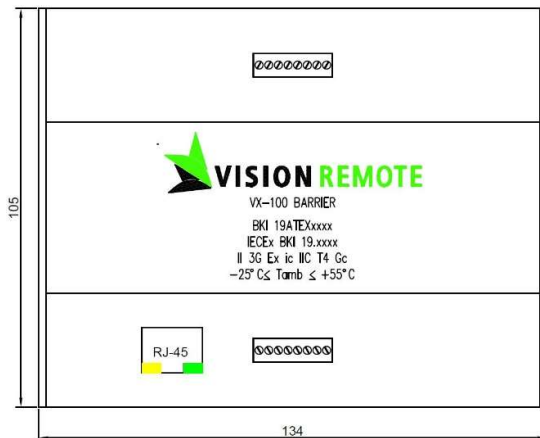


The Vision Remote VX-100 Barrier is a unit intended for placement in safe area. The device is used to supply both intrinsically safe power and communication to the VX-100 RU when operating in hazardous area. By connecting a VX-100 RU unit using the Visionlink cable the battery can be charged in Zone 1, software updated, units paired and as communication backup.

Technical specifications

Operating temperature	-25 - +55 °C
Storage Temperature	-30 - +70 °C
EX rating	ATEX + IECEx  II 3G Ex ic IIC T4 Gc
Approvals	CE, ATEX and IECEx – EN60079-0 & 11
Ingress Protection (IP)	IP20
Dimensions	134x105x59,7mm (WxHxD) Designed for DIN-rail assembly
Weight	Approx. 1kg
Power supply	PoE
Cable termination	Input: RJ-45 + Terminal strip Output: Terminal strip
Part number	VR-EXPR0009



Input connections

RJ-45

Pin	Signal	Colour
1	TX+, PoE	White/Orange
2	TX-, PoE	Orange
3	RX+, PoE	White/Green
4	N/C	Blue
5	N/C	White/Blue
6	RX-, PoE	Green
7	N/C	White/Brown
8	N/C	Brown

Terminal strip

Pin	Signal	Colour
1	GND	White/Blue
2	GND	Blue
3	TX-, PoE	Orange
4	TX+, PoE	White/Orange
5	RX-, PoE	Green
6	RX+, PoE	White/Green
7	GND	White/Brown
8	GND	Brown
9	GND	Screen
10	GND	Screen

Device supports auto MDI/MDI-X crossover

Output connection*

Pin	Signal	Colour
1	GND	Screen
2	GND	Screen
3	TX-	Black
4	TX+	Red
5	RX-	Brown
6	RX+	Orange
7	GND	Coax Screen
8	GND	Coax Screen
9	POWER+	Coax Core
10	POWER+	Coax Core

*Special VisionLink cable supplied by Vision Remote MUST be used

Content of this datasheet is subject to change without notice.